

Cyclone[®]

Better farms start with Cyclone

GENLOCK™

WIRE JOINER



- PRODUCT DESCRIPTION • PRODUCT FEATURES
- INSTALLATION INSTRUCTIONS • SPECIFICATIONS

onesteel

www.onesteelcyclone.com.au

Cyclone® Genlock™

WIRE JOINER

The Genlock™ wire joiner saves time and effort when joining wires or terminating wire at a strainer post. Easy to use and fast to install, the Genlock™ wire joiner is an economical solution and replaces the need to tie knots.

The wires are simply pushed through the joiner in each direction and the spring loaded roller inside holds both wires securely.

The Genlock™ joiner is ideal for use on plain wire and prefabricated wire products, and can accommodate wire diameters between 2.00mm - 3.25mm.

PRODUCT FEATURES

Fast installation - no need to tie knots

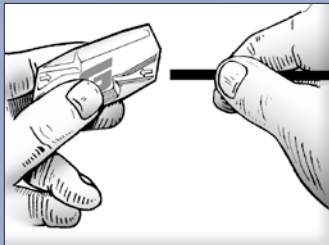


Suits a wide range of wire products

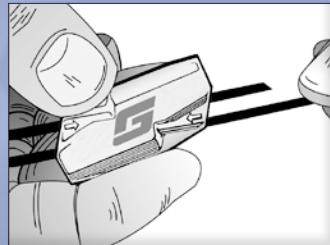
Internal gear toothed roller firmly grips the wire

High load rating of 300kg/660lb

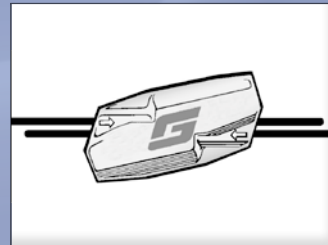
HOW TO INSTALL



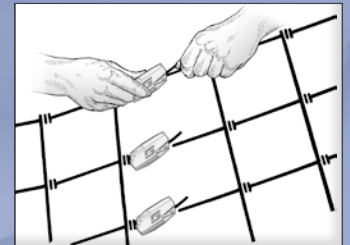
Step 1
Insert first wire



Step 2
Insert second wire



Step 3
Wire join complete



Joining prefabricated wire products
Repeat Steps 1, 2 and 3 for each line wire

SPECIFICATIONS

Wire Diameter	Max load rating	Applications
2.00mm - 3.25mm	300kg/660lb	All plain wire and prefabricated wire between 2.00mm - 3.25mm

Phone 1800 199 450 or visit www.onesteelcyclone.com.au